

Product Specifications

Construction:	Die cast aluminum housing and lamp head with powder coated finish
Color:	White, black, or color on request
Size:	381mm (L) x 136mm (W) x 219mm (H) ¹
Voltage:	120-240V AC, 50/60Hz (Specify required rate when ordering)
Remote control distance:	Min. 10 meters (Slight differences may occur. Depending on individual site conditions)
Lamp² & Wattage:	LED QR111, 21W, 12V G53 1300ml for 3000K; 1350ml for 4000K, 15 degrees, CRI>80
Dimmable:	Internal dimming, 0-100%; Leading edge phase (External dimming available, specify dimming method when ordering) ³
Movement:	<ul style="list-style-type: none"> • Pan movement: 360° • Tilt movement: +/- 90°
Mounting:	Track-mount, 3-circuit (Customized adaptor fitting is available, specify when ordering)
Control options:	<ul style="list-style-type: none"> • Hand-held remote control • DMX (specify when ordering)⁴ • DALI (specify when ordering)⁴ • Wi-Fi (specify when ordering)⁴

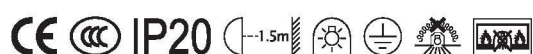
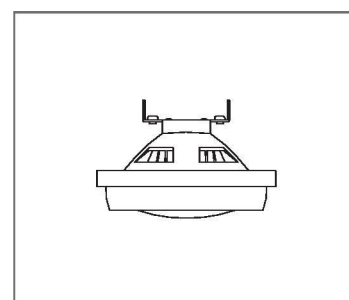
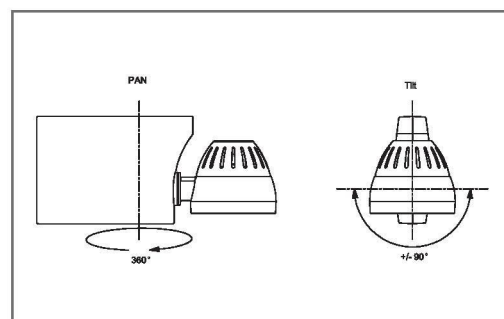
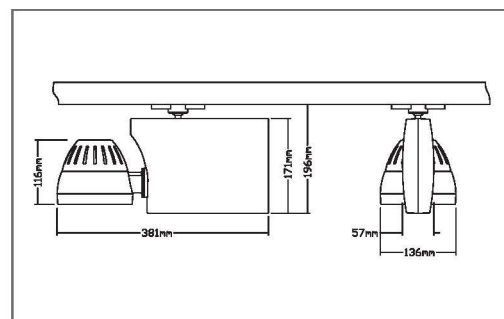
Notes: ¹ Track adaptor is included for height measurement.

² Lamp is excluded but options are available to order separately.

³ Fixture cannot be dimmed internally when it is customized as external dimming. Exact dimming system must be specified when ordering and ask for quote.

⁴ DMX, DALI and Wi-Fi require additional setup charges. It must be specified when order. We will provide pre-installation guidelines.

⁵ Refer to separate section for photometric details.



For further information contact:

CTA CONTROL TECH ASIA PTE. LTD.
Lighting & Control for Architectural & Theatrical Spaces

45 Genting Lane #03-02, Genting Complex, Singapore 349557
Tel: +65-67420181 Fax: +65-67491681
Email: info@controltechasia.com
Website: www.controltechasia.com
Company No.: 200802342R