

Product Specifications

Construction:	Metal lamp housing with powder coated finish
Color:	White, black, or color on request
Size:	Fixture : 276mm(D) ¹ x 165mm (H) Power supply unit : 250mm (L) x 84mm (W) x 45mm (H)
Voltage:	120–220V AC, 50/60Hz (Specify required rate when ordering)
Remote control distance:	Min. 10 meters (Slight differences may occur. Depending on individual site conditions)
Lamp² & Wattage:	LED QR111, 21W, 12V G53 1300lm for 3000K; 1350lm for 4000K, 15 degrees, CRI>80
Dimmable:	Internal dimming; Leading edge phase (External dimming available, specify dimming method when ordering) ³
Movement:	<ul style="list-style-type: none"> • Pan movement: 360° • Tilt movement: +/- 55°
Mounting:	Recessed
Max. ceiling thickness:	30mm
Min. ceiling clearance:	180mm
Ceiling cutout:	Ø 250mm
Control options:	<ul style="list-style-type: none"> • Hand-held remote control • DMX (specify when ordering)⁴ • DALI (specify when ordering)⁴ • Wi-Fi (specify when ordering)⁴

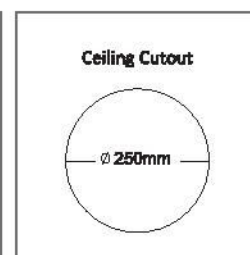
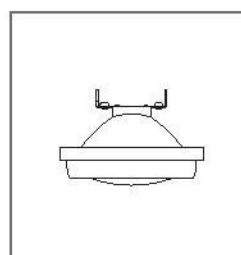
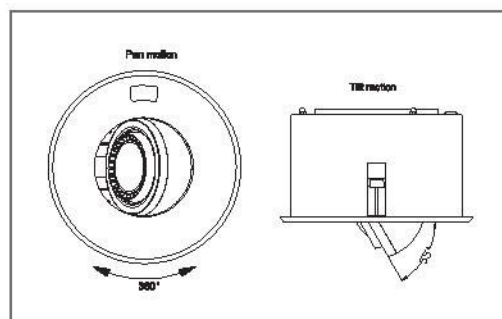
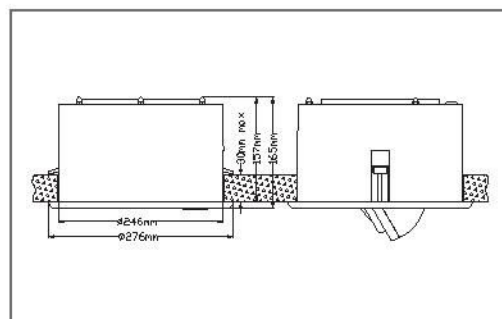
Notes: ¹ Bezel is included for diameter measurement. Housing's diameter is 246mm only.

² Lamp is excluded but options are available to order separately.

³ Fixture cannot be dimmed internally when it is customized as external dimming. Exact dimming system must be specified when ordering and ask for quote.

⁴ DMX, DALI and Wi-Fi require additional setup charges. It must be specified when order. We will provide pre-installation guidelines.

⁵ Refer to separate section for photometric details.



For further information contact:

CTA CONTROL TECH ASIA PTE. LTD.
Lighting & Control for Architectural & Theatrical Spaces

45 Genting Lane #03-02, Genting Complex, Singapore 349557

Tel: +65-67420181 Fax: +65-67491681

Email: info@controltechasia.com

Website: www.controltechasia.com

Company No.: 200802342R